



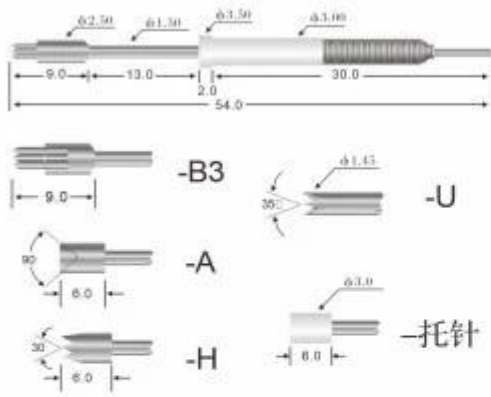
SFENG 1984 ph



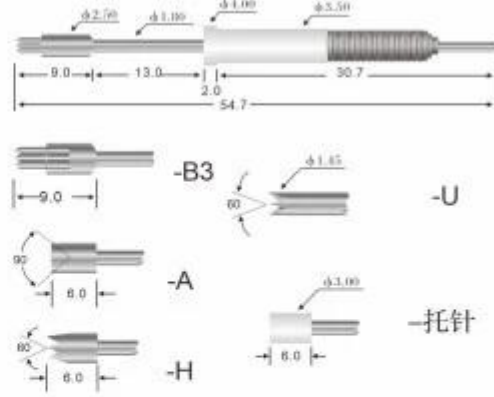
型號	SF-PM-200
總長度	2.54mm(.1000in)
總寬度	2.00mm(.0787")
總高度	12.0(.4724")
厚度	300μ
電壓	5A
電流	50mA
電阻	100Ω
電容	1000pF



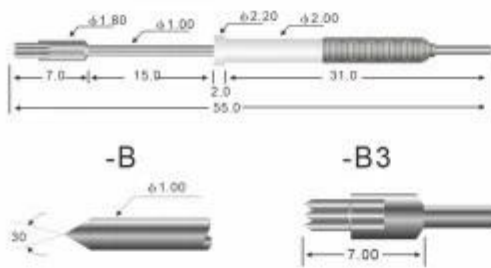
SF-PH15-B3



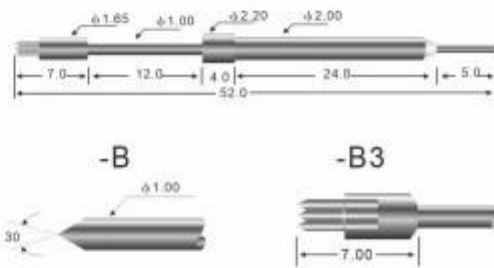
SF-PH18-B3



SF-PH101-B3



SF-PM200-B3



技术规格
PROBE SPECIFICATIONS

	SF-PH15	SF-PH18	SF-PH101	SF-PM200
Recommended minimum center 最小间距	3.50mm(.1378 ")	4.30mm(.1693 ")	2.54mm(.1000 ")	2.54mm(.1000 ")
Mounting hole size 钻孔尺寸	3.00mm(.1181 ")	3.50mm(.1378 ")	2.00mm(.0787 ")	2.00mm(.0787 ")
Full travel 行程	13.0(.5118 ")	13.0(.5118 ")	15.0(.5905 ")	12.0(.4724 ")
Spring force 弹簧压力	300g	300g	300g	300g
Current rating 额定电流	5A(安培)	5A(安培)	5A(安培)	5A(安培)
Contact resistance 接触电阻	50mΩ (毫欧姆)	50mΩ (毫欧姆)	50mΩ (毫欧姆)	50mΩ (毫欧姆)



1. 24-pin probe
2. OEM probe
3. Probe with different specifications
4. Probe with different specifications

A5: [Placeholder]

Q6. [Placeholder]

A6: [Placeholder]

Q7. [Placeholder] **OEM** [Placeholder] **ODM** [Placeholder]

A7: [Placeholder] OEM/ODM [Placeholder]

Q8. [Placeholder]

A8: [Placeholder]