

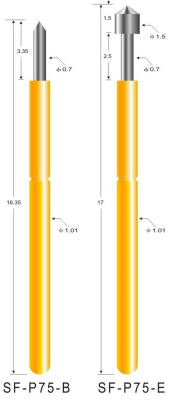
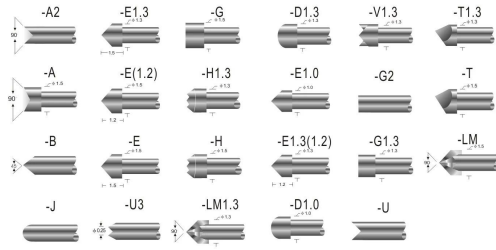
PCB-Test federbelastete Kontaktsonde

Produktinformation

Marke	SFENG
Artikelnummer	PCB-Test federbelastete Kontaktsonde
Serie	SF-PA75, SF-PA11 und SF-PA111
Kolben	Sei Cu, vergoldet / vernickelt
Körper	Messing, vergoldet
Frühling	rostfreier Stahl
Federkraft	120 g, 150 g, und 120 g
C.aktuell Verhältnis	3A



SF-P75



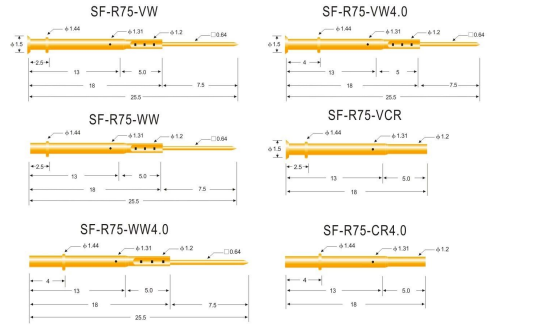
Probe specifications SF-P75(技术规格)

- Recommended minimum center(最小间距): 1.90mm(.0748")
- Mounting hole size(钻孔尺寸): 压克力: 1.35mm(.0532") 电木板、玻璃纤维板: 1.40mm(.0551")
- Full travel(行程): 3.35(.1319")/2.50(.0984")
- Spring force(弹簧压力): 120g
- Materials and finishes(材料及涂饰): Plunger: Be Cu, Rh plated; SK4, Rh plated Barrel: Phosphor bronze, Gold plated Spring: Stainless steel
- Current rating(额定电流): 3A(安培)
- Contact resistance(接触电阻): 50m Ω (毫欧姆)

-11-

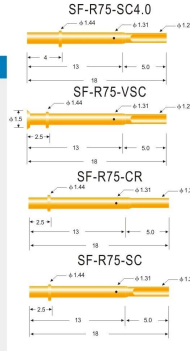
Noted: Specifications subject to change without notice(注: 规格变动不另行通知)

SF-R75



Probe specifications SF-R75(技术规格)

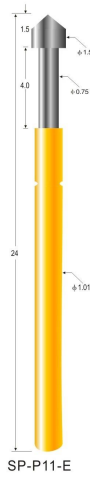
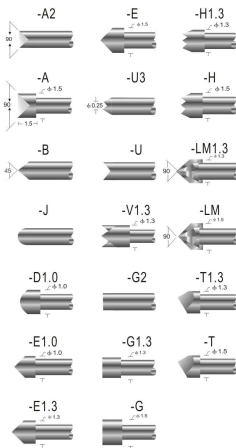
- Recommended minimum center(最小间距): 1.90mm(.0748")
- Mounting hole size(钻孔尺寸): 压克力: 1.35mm(.0532") 电木板、玻璃纤维板: 1.40mm(.0551")
- Materials and finishes(材料及涂饰): Barrel: Brass, Gold plated
- Connections(接线形式): Crimp: R75-VCR, R75-CR, R75-CR4.0 Solder cup: R75-VSC, R75-SC, R75-SC4.0 Wire wrap: R75-VW, R75-WW, R75-VW4.0, R75-WW4.0



Noted: Specifications subject to change without notice(注: 规格变动不另行通知)

-12-

SF-P11



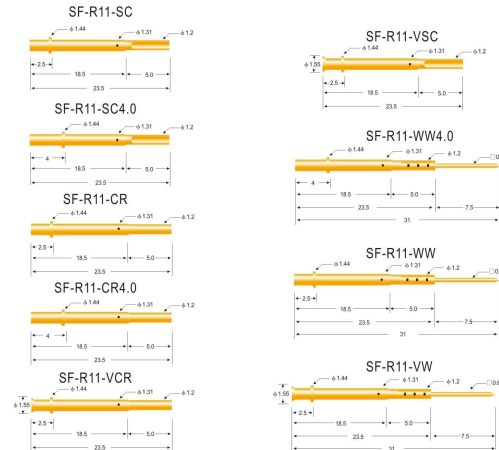
Probe specifications SF-P11(技术规格)

- Recommended minimum center(最小间距): 1.90mm(.0748")
- Mounting hole size(钻孔尺寸): 压克力: 1.35mm(.0532") 电木板、玻璃纤维板: 1.40mm(.0551")
- Full travel(行程): 4.0(.1575")
- Spring force(弹簧压力): 150g
- Materials and finishes(材料及涂饰): Plunger: Be Cu, Rh plated Barrel: Brass, Gold plated Spring: Stainless steel
- Current rating(额定电流): 3A(安培)
- Contact resistance(接触电阻): 50m Ω (毫欧姆)

-15-

Noted: Specifications subject to change without notice(注: 规格变动不另行通知)

SF-R11



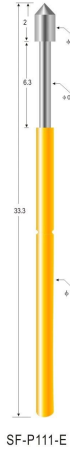
Probe specifications SF-R11(技术规格)

- Recommended minimum center(最小间距): 1.90mm(.0748")
- Mounting hole size(钻孔尺寸): 压克力: 1.35mm(.0532") 电木板、玻璃纤维板: 1.40mm(.0551")
- Materials and finishes(材料及涂饰): Barrel: Brass, Gold plated
- Connections(接线形式): Crimp: R11-VCR, R11-CR, R11-CR4.0 Solder cup: R11-VSC, R11-SC, R11-SC4.0 Wire wrap: R11-VW, R11-WW, R11-WW4.0

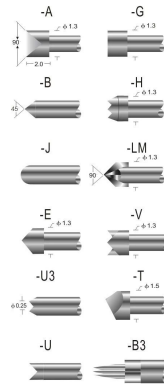
Noted: Specifications subject to change without notice(注: 规格变动不另行通知)

-16-

SF-P111



SF-P111-E

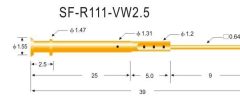
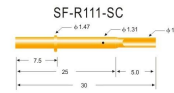
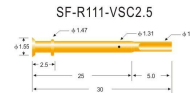
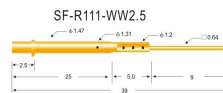
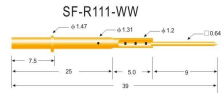
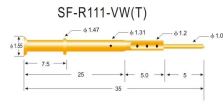
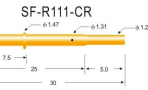
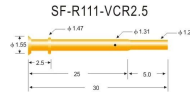


Probe specifications SF-P111(技术规格)

- Recommended minimum center(最小间距): 1.90mm(.0748")
- Mounting hole size(钻孔尺寸): 压克力: 1.35mm(.0532")
电木板、玻璃纤维板: 1.40mm(.0551")
- Full travel(行程): 6.3(.2481")
- Spring force(弹簧压力): 120g
- Materials and finishes(材料及涂饰):
Plunger: Be, Cu, Rh plated
Barrel: Brass, Gold plated
Spring: Stainless steel
- Current rating(额定电流): 3A(安培)
- Contact resistance(接触电阻): 50mΩ(毫欧姆)

Noted: Specifications subject to change without notice(注: 规格变动不另行通知)

SF-R111



Probe specifications SF-R111(技术规格)

- Recommended minimum center(最小间距): 1.90mm(.0748")
- Mounting hole size(钻孔尺寸): 压克力: 1.35mm(.0532")
电木板、玻璃纤维板: 1.40mm(.0551")
- Materials and finishes(材料及涂饰):
Barrel: Brass, Gold plated
- Connections(接线形式):
Crimp: R111-VCR2.5, R111-CR
Solder cup: R111-VSC2.5, R111-SC
Wire wrap: R111-VW2.5, R111-WW2.5, R111-WW
Terminal: R111-VW(T)

Noted: Specifications subject to change without notice(注: 规格变动不另行通知)

Produktion Fließen



1. Raw material warehouse



2. Lathe workshop



3. Assemble workshop



4. Quality inspection




5. Finished products




6. Packing

Prüfung Ausrüstung



1. Agilent current testing



2. Quadratic element



3. Load Curve Meter



4. Bond Test



5. Life Fatigue Test



6. Microscope

Verpackung und Versand

Standard products will be delivered out within 3 days. Customized products will be sent out within 15 days.

