

Δοκιμαστικός επαγωγέας επαφής με ελαστικό δοκιμής PCB

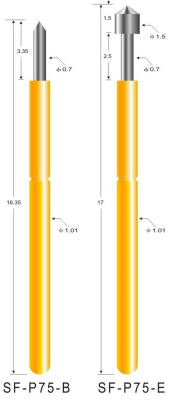
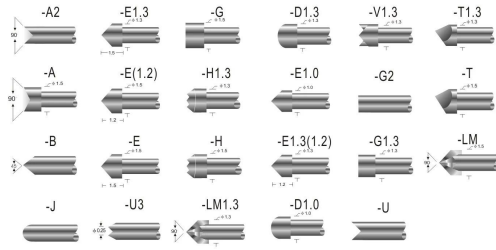
Πληροφορίες Προϊόντος

Μάρκα	SFENG
Αριθμός αντικειμένου	Δοκιμαστικός επαγωγέας επαφής με ελαστικό δοκιμής PCB
Σειρά	SF-PA75, SF-PA11 και SF-PA111
Εμβολο	Be Cu, επιχρυσωμένο χρυσό / νικέλιο
Σώμα	Ορείχαλκος, επιχρυσωμένο
Άνοιξη	ανοξειδωτο ατσάλι
Άνοιξη δύναμη	120 g, 150 g, και 120g
νtourrent αναλογία	3A

SFENG
The China's The World's



SF-P75



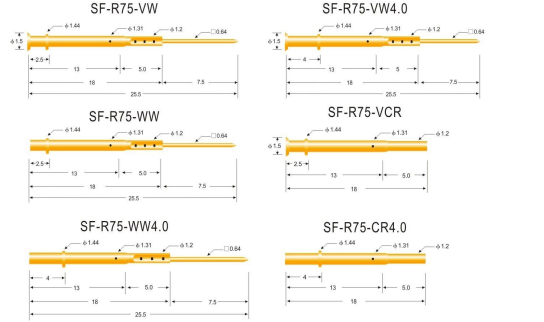
Probe specifications SF-P75(技术规格)

- Recommended minimum center(最小间距): 1.90mm(.0748")
- Mounting hole size(钻孔尺寸): 压克力: 1.35mm(.0532") 电木板、玻璃纤维板: 1.40mm(.0551")
- Full travel(行程): 3.35(.1319")/2.50(.0984")
- Spring force(弹簧压力): 120g
- Materials and finishes(材料及涂饰): Plunger: Be Cu, Rh plated; SK4, Rh plated Barrel: Phosphor bronze, Gold plated Spring: Stainless steel
- Current rating(额定电流): 3A(安培)
- Contact resistance(接触电阻): 50m Ω (毫欧姆)

-11-

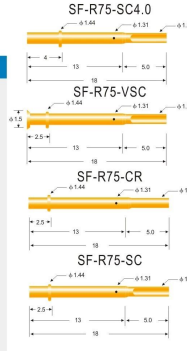
Noted: Specifications subject to change without notice(注: 规格变动不另行通知)

SF-R75



Probe specifications SF-R75(技术规格)

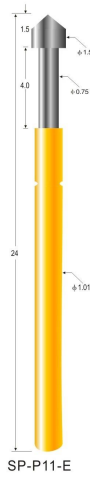
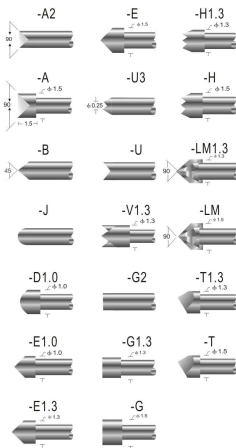
- Recommended minimum center(最小间距): 1.90mm(.0748")
- Mounting hole size(钻孔尺寸): 压克力: 1.35mm(.0532") 电木板、玻璃纤维板: 1.40mm(.0551")
- Materials and finishes(材料及涂饰): Barrel: Brass, Gold plated
- Connections(接线形式): Crimp: R75-VCR, R75-CR, R75-CR4.0 Solder cup: R75-VSC, R75-SC, R75-SC4.0 Wire wrap: R75-VW, R75-WW, R75-VW4.0, R75-WW4.0



Noted: Specifications subject to change without notice(注: 规格变动不另行通知)

-12-

SF-P11



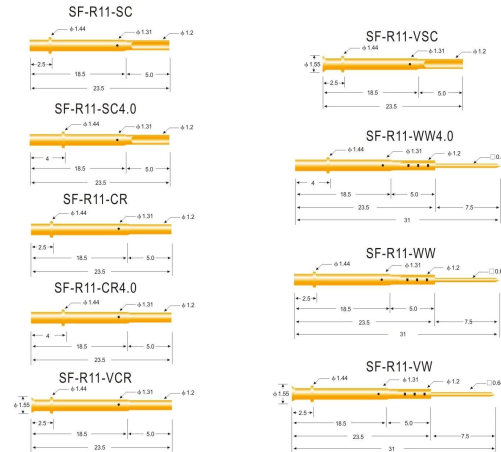
Probe specifications SF-P11(技术规格)

- Recommended minimum center(最小间距): 1.90mm(.0748")
- Mounting hole size(钻孔尺寸): 压克力: 1.35mm(.0532") 电木板、玻璃纤维板: 1.40mm(.0551")
- Full travel(行程): 4.0(.1575")
- Spring force(弹簧压力): 150g
- Materials and finishes(材料及涂饰): Plunger: Be Cu, Rh plated Barrel: Brass, Gold plated Spring: Stainless steel
- Current rating(额定电流): 3A(安培)
- Contact resistance(接触电阻): 50m Ω (毫欧姆)

-15-

Noted: Specifications subject to change without notice(注: 规格变动不另行通知)

SF-R11



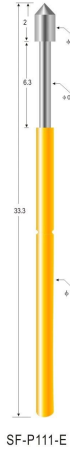
Probe specifications SF-R11(技术规格)

- Recommended minimum center(最小间距): 1.90mm(.0748")
- Mounting hole size(钻孔尺寸): 压克力: 1.35mm(.0532") 电木板、玻璃纤维板: 1.40mm(.0551")
- Materials and finishes(材料及涂饰): Barrel: Brass, Gold plated
- Connections(接线形式): Crimp: R11-VCR, R11-CR, R11-CR4.0 Solder cup: R11-VSC, R11-SC, R11-SC4.0 Wire wrap: R11-VW, R11-WW, R11-WW4.0

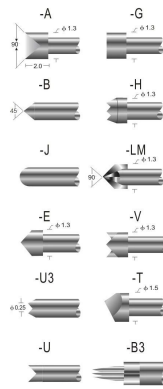
Noted: Specifications subject to change without notice(注: 规格变动不另行通知)

-16-

SF-P111



SF-P111-E

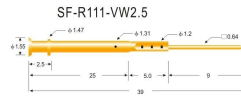
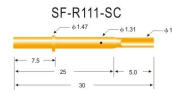
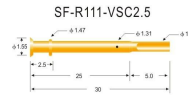
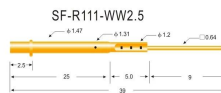
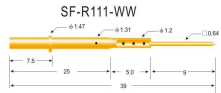
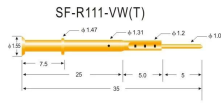
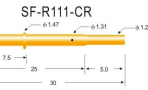
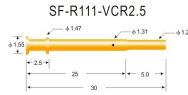


Probe specifications SF-P111(技术规格)

- Recommended minimum center(最小间距): 1.90mm(.0748")
- Mounting hole size(钻孔尺寸): 压力: 1.35mm(.0532")
- 电木板、玻璃纤维板: 1.40mm(.0551")
- Full travel(行程): 6.3(.2481")
- Spring force(弹簧压力): 120g
- Materials and finishes(材料及涂饰): Plunger: Be, Cu, Rh plated; Barrel: Brass, Gold plated; Spring: Stainless steel
- Current rating(额定电流): 3A(安培)
- Contact resistance(接触电阻): 50mΩ(毫欧姆)

Noted: Specifications subject to change without notice(注: 规格变动不另行通知)

SF-R111



Probe specifications SF-R111(技术规格)

- Recommended minimum center(最小间距): 1.90mm(.0748")
- Mounting hole size(钻孔尺寸): 压力: 1.35mm(.0532")
- 电木板、玻璃纤维板: 1.40mm(.0551")
- Materials and finishes(材料及涂饰): Barrel: Brass, Gold plated
- Connections(接线形式): Crimp: R111-VCR2.5, R111-CR; Solder cup: R111-VSC2.5, R111-SC; Wire wrap: R111-VW2.5, R111-WW2.5, R111-WW; Terminal: R111-VW(T)

Noted: Specifications subject to change without notice(注: 规格变动不另行通知)

-18-

Παραγωγή Ροή



1. Raw material warehouse



2. Lathe workshop



3. Assemble workshop



4. Quality inspection




5. Finished products




6. Packing

Δοκιμή Εξοπλισμός



1. Agilent current testing



2. Quadratic element



3. Load Curve Meter



4. Bond Test



5. Life Fatigue Test



6. Microscope

Συσκευασία και αποστολή

Standard products will be delivered out within 3 days. Customized products will be sent out within 15 days.

