



SFENG 1984 零件規格說明書 (零件名稱: SF-P125) 零件規格說明書



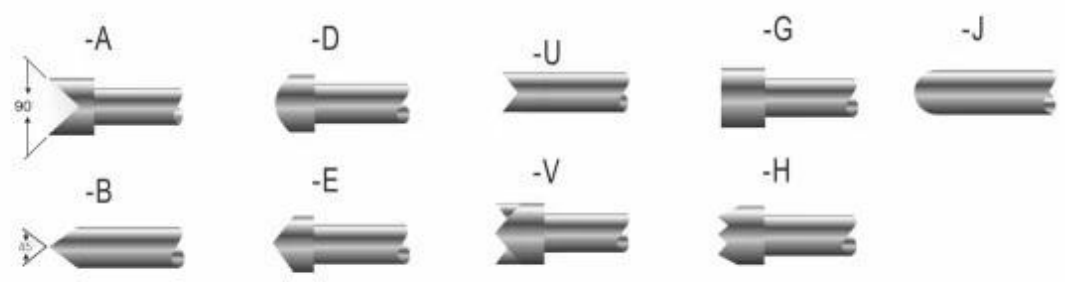
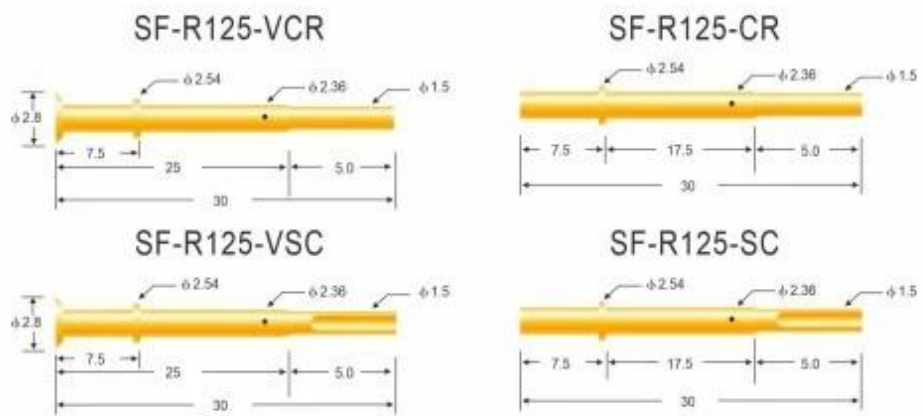

零件名稱	SF-P125
規格	1.90mm x 0.748"
材料	銅: 1.35mm x 0.0532" 鍍金: 1.40mm x 0.0551"
重量	6.30 x 2481"
單位	120g
表面處理	鍍金 Cu/Rh 鍍金 鍍金
電阻	3A
電容	50mΩ
MOQ	100
備註	零件規格說明書 7 頁



技术规格 PROBE SPECIFICATIONS

Recommended minimum center 最小间距	3.17mm(.1248 ")
Mounting hole size 钻孔尺寸	压克力: 2.45mm(.09532 ") 电木板、玻璃纤维板: 1.40mm(.0551 ")
Full travel 行程	6.3(.2481 ")
Spring force 弹簧压力	120g(克)
Materials and finishes 材料及涂饰	Plunger: SK4, Ni or Au plated BeCu, Ni or Au plated Phosphor bronze, Ni or Au plated Barrel: Brass, Au plated Spring: Stainless steel
Current ration 额定电流	3A(安培)
Contact resistance 接触电阻	50mΩ(毫欧姆)

Receptacle specifications
Materials and finishes: Phosphor bronze, Gold plated



1. 24-pin probe
2. OEM probe
3. Probe
4. Probe



1. PCB ICT FCT
2. 2
3. BGA
4. QZ VZ LM
- 5.
- 6.
7. 30# OK POM



1. Raw material warehouse



2. Lathe workshop



3. Assemble workshop



4. Quality inspection



5. Finished products



6. Packing





Q1. 〇〇〇〇〇〇〇〇〇〇

A1: 〇〇

Q2. 〇〇〇〇〇〇〇〇〇〇〇〇

A2: 〇〇〇〇〇〇 QC 〇〇〇〇〇〇〇〇〇〇〇〇〇〇〇〇〇〇〇〇〇〇〇〇〇〇〇〇〇〇 1 〇〇〇〇〇〇〇〇〇

Q3. 〇〇〇〇〇〇〇〇〇〇〇

A3: 〇〇〇〇〇〇〇〇〇〇〇〇〇〇〇〇〇〇〇〇〇〇〇〇〇〇〇〇〇〇〇〇〇〇〇〇〇〇〇

Q4. 〇〇〇〇〇〇〇〇

A4: 〇〇

Q5. 〇〇〇〇〇〇〇〇〇〇〇〇〇〇〇〇〇〇

