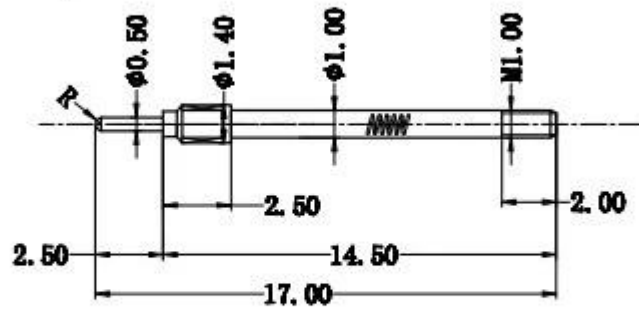


□□□□

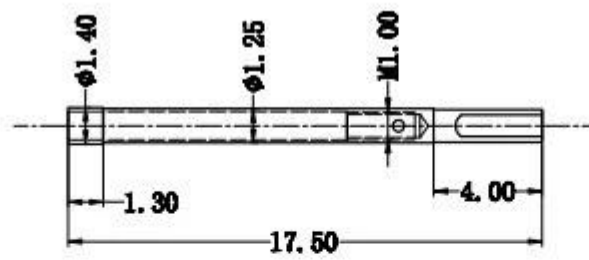
□□□□	SF4448
□□□	□□1.4×17.0mm
□□	□□□□□□: Becu□◆□◆□□□□ □□□: □□, ◆□◆□□□
□□□□□	3A
□□□	80±10%g
□□□	T/T
□□	□□□□□□□□□□ 5 □ 15 □

□□ □□□□□

L101-J0.5*2.5



L101-套管



材质：针头铍铜 针管黄铜 套管黄铜

电镀：针头 针管 套管均镀金

弹力：弹力 $80g \pm 10\%$

电流：3A





1. raw material warehouse



2. Lathe workshop



3. Assemble workshop



4. Quality inspection




5. Finished products



6. Packing



Measuring Equipment >



Measuring Equipment:

1. Agilent current testing;
2. Quadratic element measurement
3. Load Curve Meter
4. Bond Test
5. Life Fatigue Test



