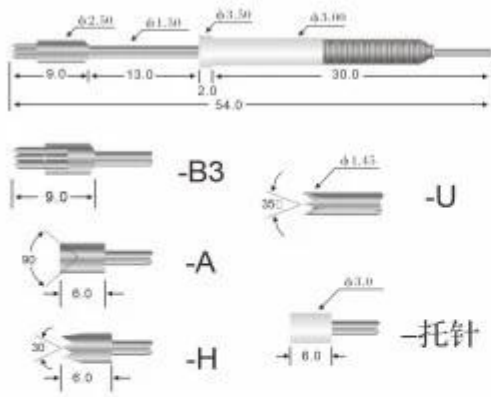
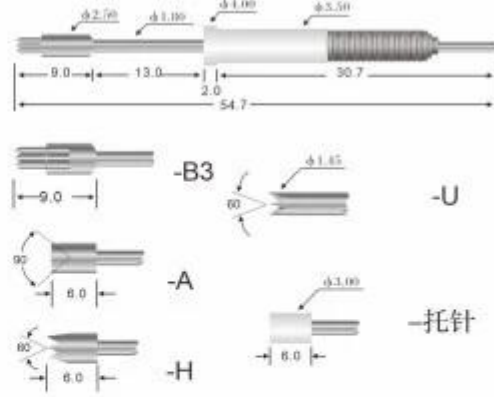


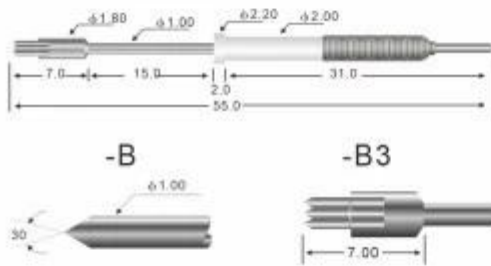
SF-PH15-B3



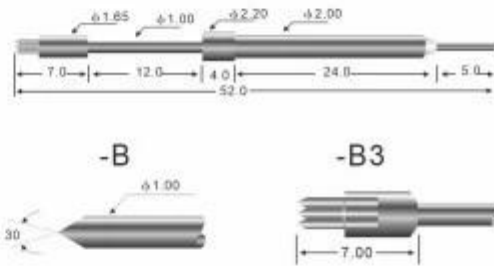
SF-PH18-B3



SF-PH101-B3



SF-PM200-B3



技术规格
PROBE SPECIFICATIONS

	SF-PH15	SF-PH18	SF-PH101	SF-PM200
Recommended minimum center 最小间距	3.50mm(.1378 ")	4.30mm(.1693 ")	2.54mm(.1000 ")	2.54mm(.1000 ")
Mounting hole size 钻孔尺寸	3.00mm(.1181 ")	3.50mm(.1378 ")	2.00mm(.0787 ")	2.00mm(.0787 ")
Full travel 行程	13.0(.5118 ")	13.0(.5118 ")	15.0(.5905 ")	12.0(.4724 ")
Spring force 弹簧压力	300g	300g	300g	300g
Current rating 额定电流	5A(安培)	5A(安培)	5A(安培)	5A(安培)
Contact resistance 接触电阻	50mΩ (毫欧姆)	50mΩ (毫欧姆)	50mΩ (毫欧姆)	50mΩ (毫欧姆)



1. 24孔探针
2. OEM 定制
3. 探针
4. 探针



1. PCB ICT FCT
2. 2
3. BGA
4. QZ VZ LM
- 5.
- 6.
7. 30# OK POM



1. Raw material warehouse



2. Lathe workshop



3. Assemble workshop



4. Quality inspection



5. Finished products



6. Packing



A5:

Q6.

A6:

Q7.OEMODM?

A7: OEM/ODM

Q8.

A8: T/TL/C MOQ L/C