

□□□

□□	□□
□□	□□□ □□□ SF-KP1.65*44.6-A1.5
□□□	□□□ □□
□□	□□
□	□□ □□□
□□□ □	300g(10.8oz) □□ 200g(7.2oz) □□ 100g(3.6oz)
□□ □□	5.0mm
□□□ □□	1.5±0.2mm
□□ □□	10mΩ
□	□□□□ □□, □, □□
□□□ □□	□□
MOQ	100
□□ □□	□□ □□ □ 15□

□□ □□□

**SFENG**

The China's The World's

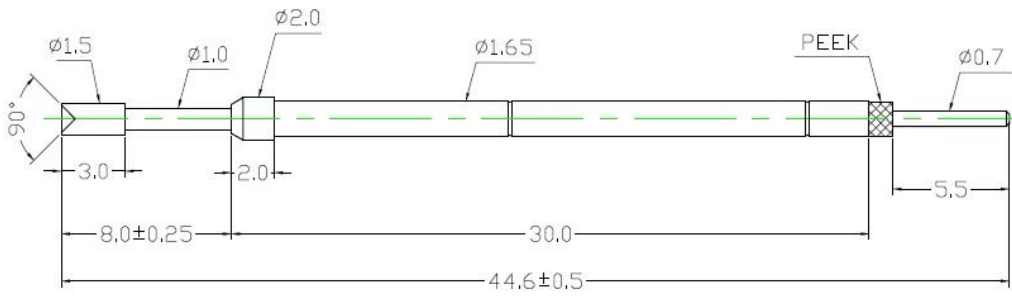


**SFENG**

The China's The World's



□□ □□ □□ □□



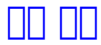
Specifications (技术要求):

Full Stroke (滿冲程) : 5.0mm  
 Rated Stroke (額定冲程) : 4.0mm  
 Spring Force (額定彈力) : 300±20%gf@ load 4.0mm  
 Switching Path (开关距离) : 1.5±0.2mm

Materials (plated) (材質與鍍層):

Barrel (針套) : Ph (磷銅) , Au on Ni Plated  
 Plunger (針軸) : BeCu (鍍銅) , Au on Ni Plated  
 Tail pin (尾針) : BeCu (鍍銅) , Au on Ni Plated  
 Spring (彈弓) : SWP (琴線) , Au on Ni Plated

					名称:				胜峰科技	
					SF-开关针1.65X44.6-A1.5(开)					
					说明:					
					1. 所有尺寸单位为mm					
					2. 未注图示尺寸公差: 按GB1804-79 11级精度执行					
标记	处数	更改文件号	签字	日期	图样	标记	视图	质量	比例	图纸编号:
设计		标准化			S	A	☐		/	
校对		审定								
审核		制图	HJQ							
工艺		日期	2020-11-7		共	1	页	第	1	页





□□ □□

PCB, ICT, FCT □□□□ □□□ □(□□);

□□, □□□□, □□□, □□□ □ □□□□ □□ □ □□ □□ □□ □□□ □□□ □□□ □(□□□); □□ □□ □□ □□□□;

BGA □ □□□ □□□ □□□;

□□ □ □□□ □□, □□□□ □□, LM □ QZ □ VZ □□□;

□□□ □□□, □□□ □□□, □□□□ □□;

□□ □ □□□; □□/□□;

□□ □□ □□□□, 30# OK□□, □□□, POM, □□□ □

□□ □□





1. Raw material warehouse



2. Lathe workshop



3. Assemble workshop



4. Quality inspection




5. Finished products




6. Packing

□□ □□



1. Agilent current testing



2. Quadratic element



3. Load Curve Meter



4. Bond Test



5. Life Fatigue Test



6. Microscope

□□ & □□

Standard products will be delivered out within 3 days. Customized products will be sent out within 15 days.

