

PCB 材料 銅 鍍 金 SF-PA100-B

材料名稱

材料 : 銅 鍍 金 BeCu, 鍍 金 厚度 0.5μm;

規格 : 銅, 鍍 金 厚度 0.5μm;

尺寸 : 銅 鍍 金 厚度 0.5μm;



- 銅, 鍍 金 厚度

- 鍍 金 厚度 0.5μm, pls 鍍 金 厚度



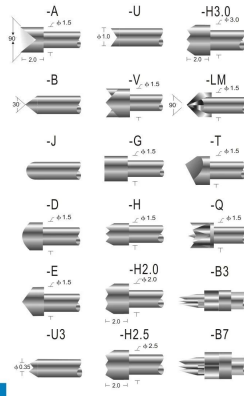
SF-P100



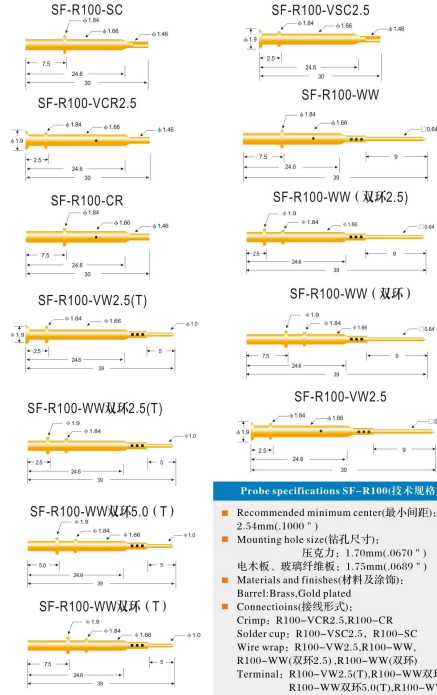
SF-P100-E

Probe specifications SF-P100(技术规格)

- Recommended minimum center(最小间距): 2.54mm(.1000")
- Mounting hole size(钻孔尺寸): 压克力: 1.70mm(.0670") 电木板、玻璃纤维板: 1.75mm(.0689")
- Full travel(行程): 6.40(.2520")
- Spring force(弹簧压力): 200g
- Materials and finishes(材料及涂饰): Plunger: Be Cu, Rh plated; SK4, Rh plated Barrel: Brass, Gold plated Spring: Stainless steel
- Current rating(额定电流): 3A(安培)
- Contact resistance(接触电阻): 50mΩ(毫欧姆)



SF-R100



Probe specifications SF-R100(技术规格)

- Recommended minimum center(最小间距): 2.54mm(.1000")
- Mounting hole size(钻孔尺寸): 压克力: 1.70mm(.0670") 电木板、玻璃纤维板: 1.75mm(.0689")
- Materials and finishes(材料及涂饰): Barrel: Brass, Gold plated
- Connections(接线形式): Crimp: R100-VCR2.5, R100-CR Solder cup: R100-VSC2.5, R100-SC Wire wrap: R100-VW2.5, R100-WW, R100-WW(双环2.5), R100-WW(双环)
- Terminal: R100-VW2.5(T), R100-WW双环2.5(T), R100-WW双环5.0(T), R100-WW双环(T)




- 30 □ □□ □□□ □ □□□ ourself □□.
- □□ □□□ □□□□ □□□ □□□ □□□□.
- □□□ □□□□ □□□□ □□ □ □ □□□□.
- □□□ □□□ □□ □□□□ □□□□□□.



Spring loaded pin (single) for PCB, ICT, FCT testing etc;
Pogo pin (connector) to establish connection between two printed circuit boards for charging, locating, Battery, Semiconductor & Interconnect applications;
Double ended probe for BGA and Semiconductor testing;
Universal pin without spring, coating pin, LM pin with QZ and VZ series;
High current probe, Switch probe, Capacitance needle;
Terminal & receptacle /socket;
Other related electronic components, 30# OK wire, Jig locks, POM, Iron hinge etc



Spring exhausted tester	DC power supply	Current resistance tester
		
Microscope	Tensile strength tester	Spring tester
		