

About Us

SFENG was founded in 1984 and headquartered in Ningbo. It is a professional enterprise integrating research, development, production, and sales. ([china magnetic pogo pin connector manufacturers](#)) Products include in-circuit spring test probe, semiconductor spring test probe, battery charging pogo pin and the related accessories. Products are widely used in technology, automobiles, energy, telecommunications, medical, and other peripheral electronic products.

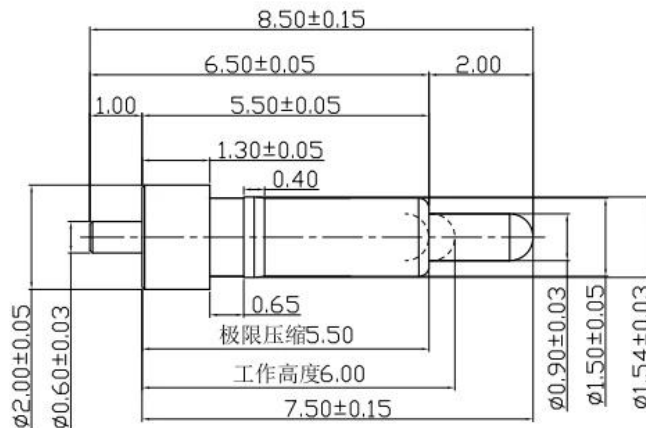
Product Parameters

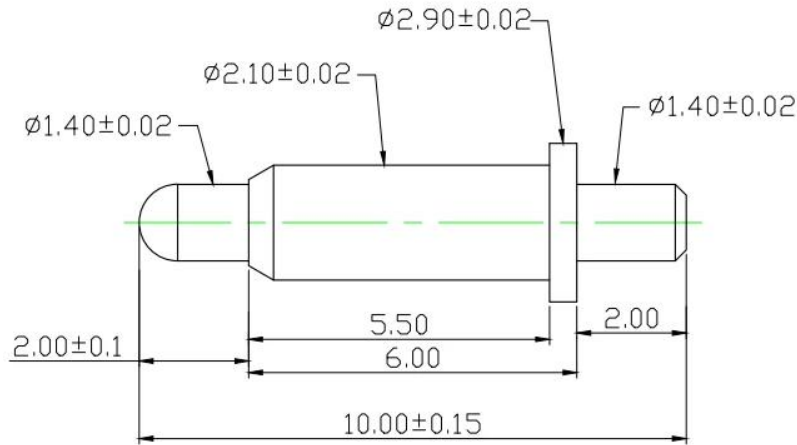
Model Number	SF-Pogo Pin □ DIP □
Materials	Plunger□SUS Spring□SUS Barrel□Brass, Ni Plated
MOQ	100pcs
Lead time	7 working days after receiving the payment

Product Details

NOTE

1. Material
Plunger: Brass 3604
Barrel: Brass 3604
Spring: SUS 304
Housing:
2. Plating
Plunger: Au 3u" over 50~120u" NI
Barrel: Au 3u" over 50~120u" NI
Spring:
3. Electrical
Rated current & voltage: DC 12V; 1.0A Max.
4. Mechanical
Spring force: 100g±20% at normal working height
Durability: 10,000 cycles(minimum)

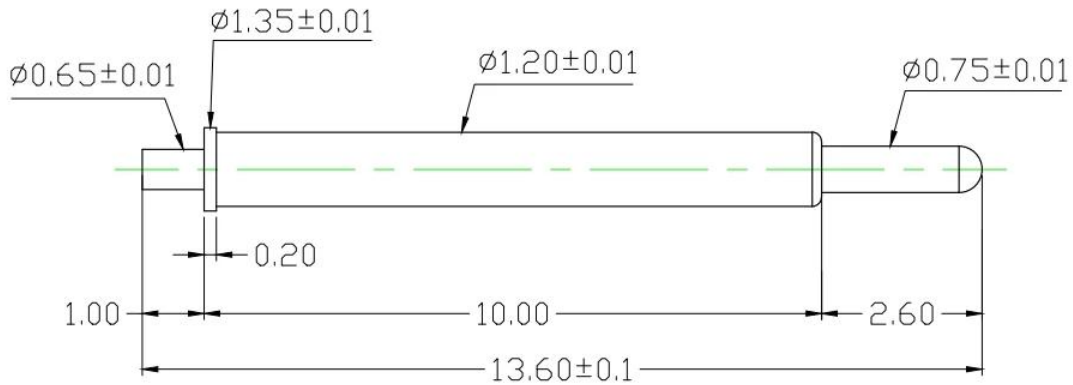




Materials(Plated) (材質與鍍層) :
 Barrel(針套) : Brass(黃銅) , Au on Ni Plated
 Plunger(針軸) : Brass(黃銅) , Au on Ni Plated
 Spring(彈弓) : SUS (不銹鋼線) , /

Specifications (技術要求) :
 Current Rating(額定電流) : 2A
 Contact Resistance(接觸電阻) : 80mΩ
 Full Stroke(滿沖程) : 2.0mm
 Rated Stroke(額定沖程) : 1.2mm
 Spring Force(額定彈力) : 100±20gf@ load 1.2mm
 : 150±30gf@ load 2.0mm

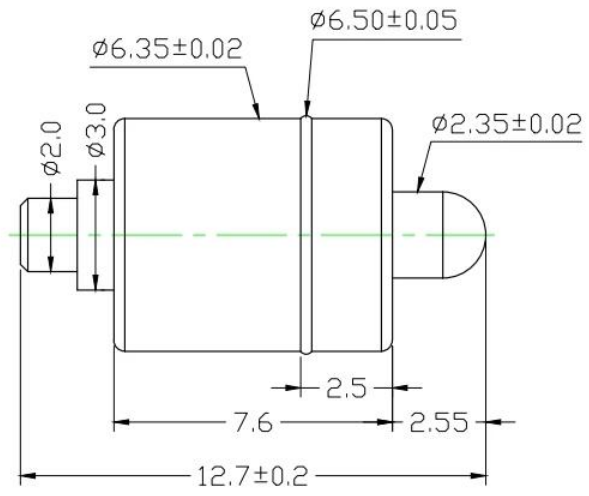
					名称:		胜峰科技		
					SF-Pogo Pin 2.1X10.0-J		说明: 1. 所有尺寸单位为mm 2. 未注图示尺寸公差:按GB1804-79 11级精度执行		
标记	处数	更改文件号	签字	日期	图样	标记	视图	质量	比例
设计			标准化		S	A	☉		1:1
校对			审定		图样编号:				
审核			制图	HJQ	共 1 页 第 1 页				
工艺			日期	2019-8-3					



Materials(Plated) (材質與鍍層) :
 Barrel(針套) : Brass(黃銅) , Au on Ni Plated
 Plunger(針軸) : Ph(鍍銅) , Au on Ni Plated
 Spring(彈弓) : SWP (琴線) , Au on Ni Plated

Specifications (技術要求) :
 Current Rating(額定電流) : 1A
 Contact Resistance(接觸電阻) : 80mΩ
 Full Stroke(滿沖程) : 2.6mm
 Rated Stroke(額定沖程) : 1.8mm
 Spring Force(額定彈力) : 50±15%gf@ load 1.8mm

					名称:		胜峰科技		
					SF-Pogo pin1.2X13.6-J		说明: 1. 所有尺寸单位为mm 2. 未注图示尺寸公差:按GB1804-79 11级精度执行		
标记	处数	更改文件号	签字	日期	图样	标记	视图	质量	比例
设计			标准化		S	A	☉		/
校对			审定		图样编号:				
审核			制图	HJQ	SFKJ-20190625-107(1)				
工艺			日期	2019-6-26	共 1 页 第 1 页				

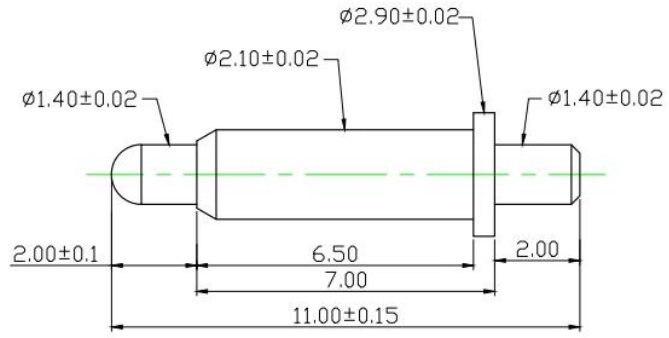


Materials(Plated) (材質與鍍層):
 Barrel(針套) : Brass(黃銅) , Au on Ni Plated
 Plunger(針軸) : Brass(黃銅) , Au on Ni Plated
 Spring(彈弓) : SUS (不銹鋼線) , /

Specifications (技術要求):
 Full Stroke(滿沖程) : 2.5mm
 Rated Stroke(額定沖程) : 2.0mm
 Spring Force(額定彈力) : 200±20%gf@ load 2.0mm

				名称:				胜峰科技			
				SF-Pogo pin6. 35X12. 7-J				说明:			
				图样标记				1. 所有尺寸单位为mm			
				S A				2. 未注图示尺寸公差:按GB1804-79 11级精度执行			
				共 1 页 第 1 页				图纸编号:			

5	SF-XX-XX-XX	SFKJ-XXX-XX-XX	/	
4	SF-XX-XX-XX	SFKJ-XXX-XX-XX	/	
弹簧	SF-Pogo pin2. 1X11. 0-J-S	SFKJ-20190312-014(4)	1	
针套	SF-Pogo pin2. 1X11. 0-J-B	SFKJ-20190312-014(2)	1	
针头	SF-Pogo pin2. 1X11. 0-J-P	SFKJ-20190312-014(3)	1	
半成品	名称	图纸编号	数量	备注



Materials(Plated) (材質與鍍層):
 Barrel(針套) : Brass(黃銅) , Au on Ni Plated
 Plunger(針軸) : Brass(黃銅) , Au on Ni Plated
 Spring(彈弓) : SUS (不銹鋼線) , /

Specifications (技術要求):
 Current Rating(額定電流) : 2A
 Contact Resistance(接觸電阻) : 80mΩ
 Full Stroke(滿沖程) : 2.0mm
 Rated Stroke(額定沖程) : 1.2mm
 Spring Force(額定彈力) : 100±20gf@ load 1.2mm
 : 150±30gf@ load 2.0mm

				名称:				胜峰探针			
				SF-Pogo Pin 2. 1X11. 0-J				说明:			
				图样标记				1. 所有尺寸单位为mm			
				S A				2. 未注图示尺寸公差:按GB1804-79 11级精度执行			
				共 1 页 第 1 页				图纸编号: SFKJ-20190311-014(1)			

Our Service

1. We can reply your inquiry within 24 working hours.
2. Customized design is available and OEM are welcomed.
3. We can deliver the probe pins to our clients all over the world with speed and precision.
4. We can provide the lowest price with high quality product to our client

Mains products

- 1.Spring loaded pin (single) for PCB, ICT, FCT testing etc;
- 2.Pogo pin (connector) to establish connection between two printed circuit boards for charging, locating , Battery, Semiconductor & Interconnect applications;
- 3.Double ended probe for BGA and Semiconductor testing;
- 4.Universal pin without spring, coating pin, LM pin with QZ and VZ series;
- 5.High current probe, Switch probe, Capacitance needle;
- 6.Terminal & receptacle /socket;
- 7.Other related electronic components, 30# OK wire, Jig locks, POM, Iron hinge etc

If you require custom items, please feel free to send us inquiry for more solutions!

Production Flow



1. Raw material warehouse



2. Lathe workshop



3. Assemble workshop



4. Quality inspection




5. Finished products




6. Packing

Quality Control



1. Agilent current testing



2. Quadratic element



3. Load Curve Meter



4. Bond Test



5. Life Fatigue Test



6. Microscope

Certifications



2023 ISO Certificate



Patent for Coaxial Structure



Patent for Honeycomb current probe

Logistics

Sample order ship by DHL, UPS, FedEx, TNT, EMS etc

For mass order delivery, can be optional with terms of Exwork, FOB, CNF, CIF by air or by sea based on the buyer's forwarder or ours



FAQ:

Q1.Are you a manufacturer?

A1: Yes, we are an experienced manufacturer with our own molds and production lines.

Q2.How about quality of products?

A2: Our technicians and QC teams test the products one by one using aging line, professional devices and instruments to ensure the quality for all products.

Q3.How about price?

A3: We are a manufacturer and always offer our customers the most competitive prices.

Q4.How to place an order?

A4: Contact with online service, or sent email to us directly, we will reply to you with product price, specifications, packing etc. soon. Thank you.

Q5.May I buy samples from you?

A5: Yes! You are welcome to place sample order to test our superior quality and service, mixed samples are acceptable.

Q6.Can I visit your factory?

A6: Yes, welcome to visit our factory at your convenient time.

Q7.How can I make OEM or ODM orders?

A7: We have different print processing for different OEM/ODM orders. Please contact us with online service or send email to us directly.

Q8. How should I pay for my orders?

A8: You can pay by T/T, L/C at sight would be available for qualified bank and MOQ required for each order.