

Specifications

Brand	SFENG
Model	Screw probe SFM165
Plunger	Beryllium copper
Body	Brass
Spring	stainless steel
Spring force	Customized
Full travel	5.3 mm
Rated voltage	NO
Current Resistance	NO
Spacing	NO
Mounting dimensions	NO
MOQ	100
delivery time	7 Days after confirming order

Product Image







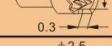













SFENG
The China's The World's

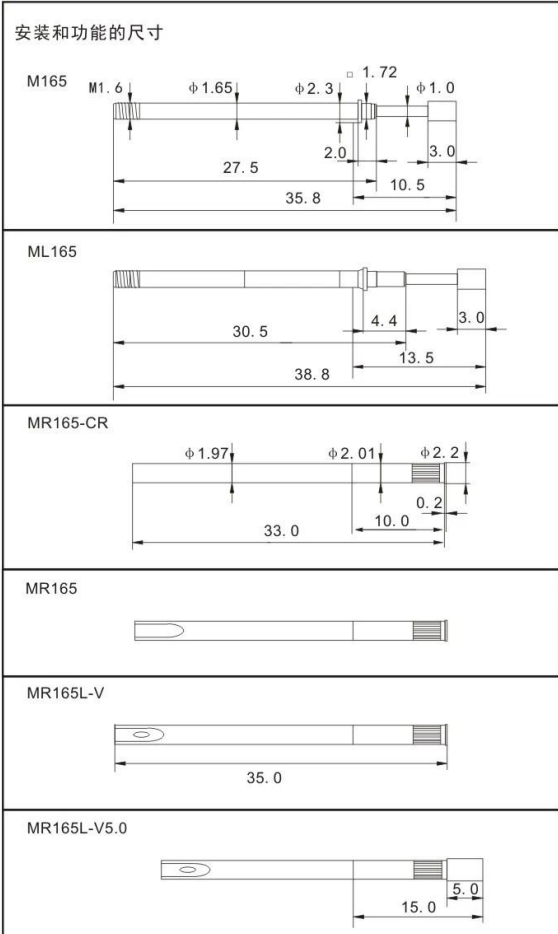


Screw test probe drawing



SF-M165

可选用的针头形式					
材料	针头类型	针头 电镀	特殊版本		
			φ	φ (inch)	
AU	A 	φ 2.0	A		
AU	B 	φ 0.65	A	0.8	1.0
AU	B1 	φ 0.8	A		
AU	H 	φ 1.3	A	1.5	2.0
AU	H1S 	φ 1.2 (2.0)	A		
AU	H2S 	φ 1.4 (2.5)	A		
AU	J 	φ 0.65	A	0.8	1.0
AU	D 	φ 1.3	A	1.4	1.8
AU	J1 	φ 0.65	A		
AU	G 	φ 0.8	A	1.0	
AU	G1 	φ 1.5	A	1.8	2.0
AU	G2 	φ 0.65	N		
AU	G3 	φ 0.8	A		
AU	V 	φ 1.3	A	1.8	2.0
AU	T 	φ 1.8	N	2.0	
AU	LM 	φ 1.15	N	1.75	2.0
AU	Q 	φ 1.8	N		
AU	U 	φ 1.0	A	1.3	



用来测试电缆束的探针
螺钉，螺丝 螺纹设计
可用的螺旋工具

技术参数

间距:	2.54 mm/100mil
全行程:	5.30 mm
工作行程:	4.00 mm
预装弹力:	0.30/0.40/0.50/0.70/1.00/1.00 N
在工作行程下的弹力:	0.70/1.00/1.50/2.25/3.00/5.00 N

电气数据

电流:	5.0..8.0 A
电阻:	≤25 mOhm

材质

针管:	黄铜，镀金
弹簧:	不锈钢
针杆:	镀铜，镀金
套管:	黄铜，镀金

推荐的钻孔直径

HP2361.1 (保温，隔热材料)	2.00 mm
HGW2372 (玻璃棉，玻纤棉)	2.03 mm

our service

1. Quick response.

2. Customized is accepted.
3. Short production time and fast delivery.
4. High quality and good price.

Main products

Spring-loaded pin (single) of PCB, ICT, FCT testing;

Spring pin (connector) to establish a connection between two printed circuit boards for charging, positioning, batteries, semiconductors and amplifiers; interconnect applications;

BGA and semiconductor test double-ended probe;

Universal pin no spring, paint needle, LM pin QZ and VZ series;

High current probe, the probe switches, capacitors needle;

Pier and amplifier; socket / socket;

Other related electronic components, 30 # OK line, jig lock, POM, iron hinges, etc.

Production process



1. Raw material warehouse



2. Lathe workshop



3. Assemble workshop



4. Quality inspection



5. Finished products




6. Packing


Testing equipment



1. Agilent current testing



2. Quadratic element



3. Load Curve Meter



4. Bond Test



5. Life Fatigue Test



6. Microscope

Packing & delivery

Standard products will be delivered out within 3 days. Customized products will be sent out within 15 days.

